



**HEALTHIER, LONGER,
BETTER LIVES**

AIA PHILAM LIFE ELITE ADVENTUROUS FUND

December 29, 2025

Fund Description

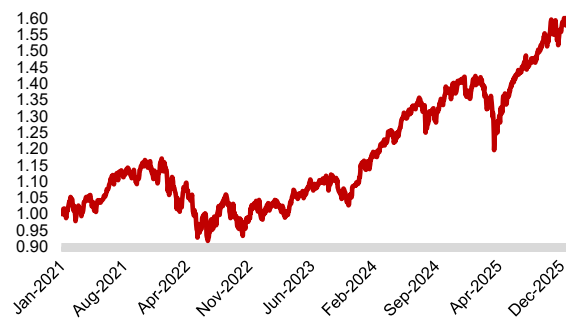
The AIA Philam Life Elite Adventurous Fund seeks long-term total return (combination of capital growth and income) with higher risk by investing in a portfolio of mostly equities and a small proportion of fixed income securities. The ILP Sub-Fund's expected average direct and indirect exposure to equities will be approximately 90% over the long-term, however this exposure may vary from time to time. The other 10% will be invested in fixed income or money market instruments.

Historical Performance¹

6MOS	1YR	3YRS	5YRS	YTD	Since Inception
12.82%	17.17%	60.99%	-	17.17%	60.64%

¹ Returns are net of fees. Past performance is not indicative of future returns

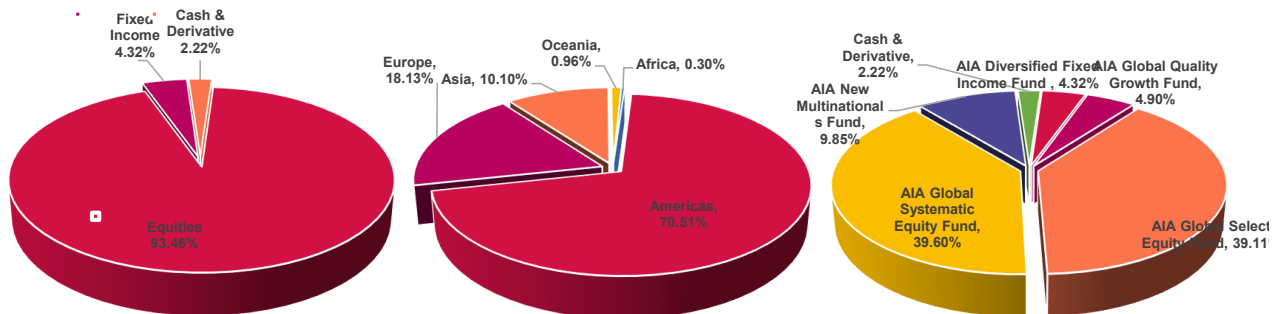
Net Asset Value Per Unit (NAVPU) Graph



Key Figures and Statistics

NET ASSET VALUE PER UNIT (NAVPU)	1.6064
INCEPTION DATE	18 January, 2021
FUND CLASSIFICATION	Equity Fund
RISK PROFILE	Aggressive
FUND CURRENCY	Philippine Peso
DOMICILE	Philippines

Regional & Asset Allocation



Readership: This document is intended solely for the addressee(s). Its content may be legally privileged and/or confidential. This material is only valid if distributed in the Philippines.

Opinions: Any opinions expressed in this document may be subject to change without notice. We are not soliciting or recommending any action based on this material.

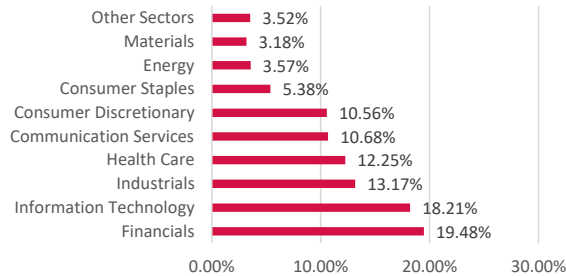
Risk Warning: Past performance is not indicative of future results. Our investment management services relate to a variety of investments, each of which can fluctuate in value. The value of portfolios we manage may fall as well as rise, and the investor may not get back the full amount originally invested. The investment risk vary between different types of instruments. For example, for portfolios denominated in foreign currencies, changes in the rate of exchange may cause the value of investments, and consequently the value of the portfolio, to increase or decrease. In the case of a higher portfolio volatility, the realized loss upon redemption may be high, as the investment's value may decline substantially. In making an investment decision, prospective investors must rely on their own examination of the merits and risks involved. Unless otherwise noted, all information contained herein is sourced from AIA Philippines Group internal data. The content included herein has been shared with various in-house departments within the member companies of AIA Philippines Group, in the ordinary course of completion. All AIA Philippines Group member companies comply with the confidentiality requirements of their respective jurisdictions. Parts of this presentation may be based on information received from sources we consider reliable.



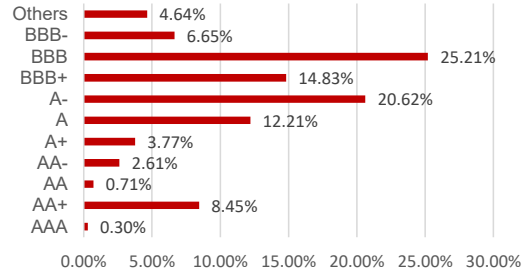
HEALTHIER, LONGER,
BETTER LIVES

**AIA PHILAM LIFE
ELITE ADVENTUROUS FUND
December 29, 2025**

Equity: Sector Allocation



Fixed Income: Ratings Allocation



Top Holdings

Top 5 (Equities)

Alphabet Inc	2.93%
Meta Platforms Inc	2.90%
Microsoft Corp	2.76%
Taiwan Semiconductor Manufacturing Co Ltd	2.14%
Broadcom Inc	1.35%

Top 5 (Fixed Income)

United States Treasury NoteBond	4.75%	15/08/2055	0.08%
United States Treasury NoteBond	3.5%	15/11/2028	0.07%
United States Treasury NoteBond	3.75%	31/10/2032	0.06%
Eagle Funding Luxco Sarl	5.5%	17/08/2030	0.05%
American Express Co	5.043%	VRN 01/05/2034	0.05%

Commentary:

Macro Review

The U.S. economy remained resilient overall, though with continued signs of sectoral divergence. Real GDP grew at an annualized 4.3% QoQ in 3Q 2025, supported primarily by robust consumer spending and stronger exports. The labour market in December was little changed with nonfarm payrolls rising 50,000 from the prior month and the unemployment rate at 4.4%. Job gains were concentrated in food services, health care, and social assistance, while retail trade shed jobs. Previous payroll figures for October and November were revised down by a combined 76,000.

The manufacturing sector weakened further, with the ISM Manufacturing PMI declining to 47.9 in December, the lowest reading of 2025. This marked the 10th consecutive month of contraction, driven by declines in production and inventories. In contrast, the services sector continued to expand, with the ISM Services PMI rising to 54.4, its highest level of 2025. Business activity and new orders remained in expansion, and the employment index returned to expansion for the first time in seven months.

Inflation remains somewhat sticky. Headline CPI rose 0.3% MoM in December, with shelter and food contributing strongly. On a YoY basis, headline inflation held at 2.7%, and core inflation held at 2.6%, both still above the Federal Reserve's 2% target. Against this backdrop, the Federal Reserve cut the policy rate by 25 bps at the December 2025 FOMC meeting, bringing the target range to 3.50%–3.75%.

The Eurozone economy showed mixed momentum toward the end of 2025. The Citi Economic Surprise Index for the Eurozone rose in December 2025, closing the month in positive territory, indicating that the economic data released generally outperformed expectations.

Manufacturing remained the main area of weakness. The HCOB Eurozone Manufacturing PMI fell to 48.8 in December from 49.6 in November, its lowest level since March 2025. Germany saw its sharpest deterioration since February 2025 and was the weakest performer among the eight monitored economies, while Italy and Spain also posted sub-50 readings. In contrast, France's manufacturing PMI jumped to a 42-month high, signalling its strongest expansion since mid-2022. Meanwhile, Eurozone services continued to expand, with the HCOB Services Business Activity Index at 52.4 in December, marking a seventh month of expansion, albeit the slowest in three months. Growth was driven by domestic demand, while new export business declined.

On the policy front, the European Central Bank kept all key interest rates unchanged at its December 2025 monetary policy meeting, reaffirming that inflation is expected to stabilize around 2% in the medium term.

China's data remained mixed at yearend. The Citi Economic Surprise Index stayed in negative territory in December, reflecting weaker-than-expected releases. The economy, however, showed some signs of stabilization: the manufacturing PMI rose to 50.1, returning to expansion for the first time since March 2025. Nonmanufacturing PMI rose to 50.2, supported by a stronger construction sector (reading of 52.7) while services activity remained slightly contractionary at 49.7.

Inflation remained subdued. CPI rose 0.8% YoY with increases across most categories, while PPI fell 1.9% YoY, though the decline narrowed from the previous month. Overall, China ended 2025 with tentative improvements in activity but continued softness in underlying prices.

Market Review

Global equities delivered positive returns in December 2025. Across the major geographic regions in USD terms, Europe equities led, while India equities lagged in December 2025. For the month ending December 2025, Materials, Financials and Industrials led while Utilities, Communication Services, and Consumer Staples lagged. For December 2025, in terms of investment styles, Value led while Minimum Volatility lagged.

Bonds were mixed in December 2025. US high yield corporate bonds delivered positive returns while US treasuries and US investment grade corporate bonds were down in USD terms. US 10-year yield increased in December 2025 from end November 2025 level. Both US investment grade credit spread and US high yield credit spread tightened in December 2025.

Commodities were mixed in December 2025. Gold as well as Copper were up in December 2025, but Oil posted a negative return. The US Dollar depreciated against both other DM currencies and Asia currencies in December 2025.

Portfolio Review

Elite Adventurous Fund:

- The fund delivered positive PHP returns, outperforming its benchmark for the month of December 2025.
- In terms of currency movements, USD appreciated against the PHP for the month.

SICAV funds

- In terms of absolute performance, AIA Global Systematic Equity Fund, AIA Global Select Equity Fund, AIA Global Quality Growth Fund and AIA New Multinationals Fund delivered positive USD returns while AIA Diversified Fixed Income Fund delivered negative USD returns for the month of December 2025.
- In terms of relative performance, AIA Global Systematic Equity Fund, AIA Global Select Equity Fund, AIA Global Quality Growth Fund, AIA New Multinationals Fund and AIA Diversified Fixed Income Fund outperformed their respective benchmarks for the month of December 2025.

Outlook

We are moderately constructive on the outlook for risk assets over the medium term. At the point of writing, the market is expecting the Fed to further ease monetary conditions in 2026. This provides liquidity support to the markets. In addition, there could be fiscal stimulus for the US economy which could boost economic growth. Looking forward to 2026, analysts are projecting double-digit earnings growth for US companies. While there are positive signs, there are also potential risks such as the formation of an equity bubble in AI stocks as well as an unexpected credit event. As such, we would be vigilant to monitor against signs of tightening liquidity which could impact the more speculative parts of the market. On the upside, we are watching for signs for improvement in market breadth to support the thesis of a sustainable equity rally.

With President Trump at the helm, policy uncertainty is likely to remain elevated and there could be bouts of volatility as market participants react to policy measures and geopolitical actions taken by the US administration. Stewardship via active management and disciplined risk management is key to navigate the ever-evolving investment landscape.

Readership: This document is intended solely for the addressee(s). Its content may be legally privileged and/or confidential. This material is only valid if distributed in the Philippines.

Opinions: Any opinions expressed in this document may be subject to change without notice. We are not soliciting or recommending any action based on this material.

Risk Warning: Past performance is not indicative of future results. Our investment management services relate to a variety of investments, each of which can fluctuate in value. The value of portfolios we manage may fall as well as rise, and the investor may not get back the full amount originally invested. The investment risk vary between different types of instruments. For example, for portfolios denominated in foreign currencies, changes in the rate of exchange may cause the value of investments, and consequently the value of the portfolio, to increase or decrease. In the case of a higher portfolio volatility, the realized loss upon redemption may be high, as the investment's value may decline substantially. In making an investment decision, prospective investors must rely on their own examination of the merits and risks involved. Unless otherwise noted, all information contained herein is sourced from AIA Philippines Group internal data. The content included herein has been shared with various in-house departments within the member companies of AIA Philippines Group, in the ordinary course of completion. All AIA Philippines Group member companies comply with the confidentiality requirements of their respective jurisdictions. Parts of this presentation may be based on information received from sources we consider reliable.