HEALTHIER, LONGER, BETTER LIVES

AIA PHILAM LIFE ELITE CONSERVATIVE FUND

August 28, 2026

Fund Description

The AIA Philam Life Elite Conservative Fund seeks long-term total return (combination of capital growth and income) and at the same time minimize short term capital risk by investing in a portfolio of equities and fixed income securities. The ILP Sub-Fund's expected average direct and indirect exposure to equities will be approximately 30% over the long-term, however this exposure may vary from time to time. The other 70% will be invested in fixed income or money market instruments.

Historical Performance[1]

6MOS	1YR	3YRS	5YRS	YTD	Since Inception
9.30%	16.23%	39.47%	34.32%	9.20%	42.86%

[1] Returns are net of fees. Past performance is not indicative of future returns

Net Asset Value Per Unit (NAVPU) Graph

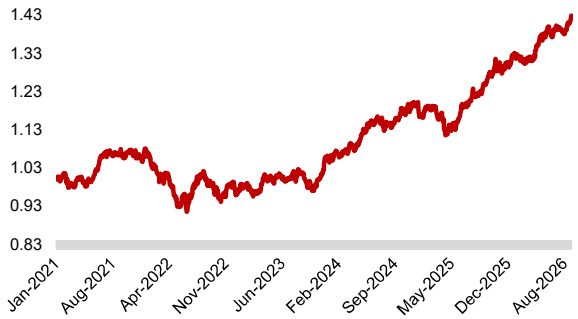

Key Figures and Statistics

NET ASSET VALUE PER UNIT (NAV	1.4286
INCEPTION DATE	18 January, 2021
FUND CLASSIFICATION	Fixed Income Fund
RISK PROFILE	Conservative
FUND CURRENCY	Philippine Peso
DOMICILE	Philippines

Regional & Asset Allocation

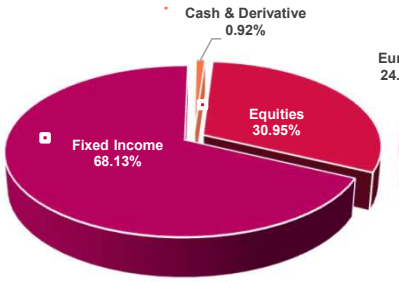

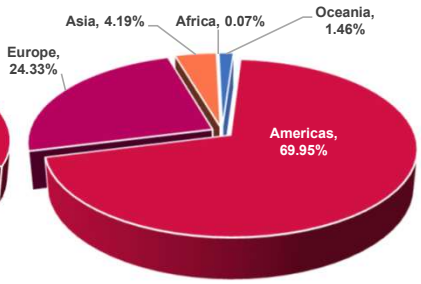

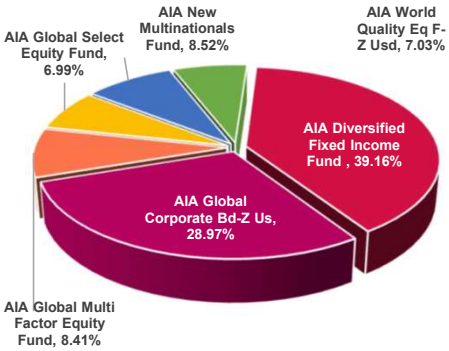

Readership: This document is intended solely for the addressee(s). Its content may be legally privileged and/or confidential. This material is only valid if distributed in the Philippines.

Opinions: Any opinions expressed in this document may be subject to change without notice. We are not soliciting or recommending any action based on this material.

Risk Warning: Past performance is not indicative of future results. Our investment management services relate to a variety of investments, each of which can fluctuate in value. The value of portfolios we manage may fall as well as rise, and the investor may not get back the full amount originally invested. The investment risk vary between different types of instruments. For example, for portfolios denominated in foreign currencies, changes in the rate of exchange may cause the value of investments, and consequently the value of the portfolio, to increase or decrease. In the case of a higher portfolio volatility, the realized loss upon redemption may be high, as the investment's value may decline substantially. In making an investment decision, prospective investors must rely on their own examination of the merits and risks involved. Unless otherwise noted, all information contained herein is sourced from AIA Philippines Group internal data. The content included herein has been shared with various in-house departments within the member companies of AIA Philippines Group, in the ordinary course of completion. All AIA Philippines Group member companies comply with the confidentiality requirements of their respective jurisdictions. Parts of this presentation may be based on information received from sources we consider reliable.

AIA PHILAM LIFE ELITE CONSERVATIVE FUND
August 28, 2026

Equity: Sector Allocation

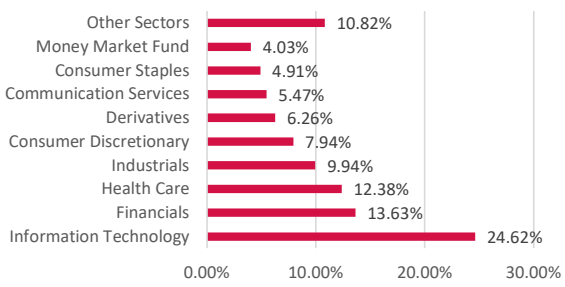

Fixed Income: Ratings Allocation

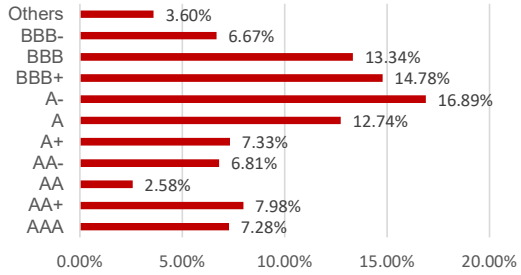

Top Holdings

Top 5 (Equities)	
Microsoft Corp	1.45%
Northern Trust Global Funds PLC - US Dollar F	1.05%
Taiwan Semiconductor Manufacturing Co Ltd	0.78%
Ishares Shortdurationcorpbond Ucits Etf Usd D	0.69%
Visa Inc	0.51%

Top 5 (Fixed Income)	
UK Treasury 1.25% IL Gilt 22/11/2027	1.48%
US Treasury Note 3.75% 15/08/2041	1.48%
United States Treasury NoteBond 1.25% 15/05/2050	1.17%
Morgan Stanley 6.296% VRN 18/10/2028	0.71%
New York Life Global Funding 3.625% 09/01/2030	0.65%

Commentary:

Macro Review

The US economy remained resilient. Hiring rebounded in August following subdued employment growth in preceding months, while the unemployment rate was unchanged from the prior month. Both manufacturing and services activity remained in expansionary territory in August. Manufacturing conditions continued to improve, although growth in production and new orders moderated amid higher costs and tight supply conditions. Headline consumer price inflation accelerated in August, driven largely by higher energy prices. Core inflation eased slightly from a year prior, but remained above the Federal Reserve's long-term inflation objective. The corporate earnings outlook remained supportive, with analysts expecting S&P 500 companies to deliver double-digit earnings growth both in 2026 and 2027.

Growth conditions in Eurozone surprised to the upside, with economic data exceeding consensus forecasts in August. Both manufacturing and services activity were in expansionary territory in August. The euro area manufacturing sector expanded, supported by a strong rise in factory output and new order volumes. The services sector saw a continued positive employment trend in August, though input cost pressures rose. Flash estimates show that headline inflation rose in August and remained above the European Central Bank's target, largely due to higher energy prices though services inflation moderated. In response to persistent inflationary pressures, the European Central Bank raised its key interest rates in September.

China's economy remained uneven, with strong export growth and high-technology production contrasting with weak domestic demand, investment and property-market conditions. Official manufacturing and services surveys remained in contractionary territory in August, although manufacturing conditions improved from the previous month. Fixed-asset investment declined further, with the property sector remaining a significant drag. Consumer inflation picked up modestly in August but remained subdued, while producer price inflation accelerated.

Market Review

Global equities delivered positive returns in August 2026. In USD terms, Japanese equities led across the major geographic regions, while European equities lagged. At the sector level, Materials, Information Technology and Energy outperformed, while Utilities, Real Estate and Consumer Staples underperformed. Across investment styles, Growth led, while High Dividend Yield lagged.

Fixed income markets also rallied in August. US Treasuries, US investment-grade corporate bonds and US high-yield bonds all posted positive returns. Along the US Treasury curve, yields rose modestly at the belly but declined modestly at the long end. US high-yield credit spreads tightened as risk appetite improved.

Commodities also advanced during the month. Oil prices rose as the US-Iran conflict re-escalated, while the growth sensitive metal, copper, also gained. Meanwhile, the US dollar weakened against both developed-market and Asian currencies.

[AIA – PUBLIC]

Portfolio Review

Elite Conservative Fund:
• The fund delivered positive PHP returns, outperforming its benchmark for the month of August 2026
• In terms of currency movements, USD appreciated against the PHP for the month.

SICAV funds
• In terms of absolute performance (in USD), all equity managers delivered positive returns for the month of August 2026. Specifically, AIA New Multinationals Fund, AIA Global Systematic Equity Fund, AIA World Quality Fund, and AIA Global Select Fund delivered positive returns. The fixed income managers, AIA Diversified Fixed Income Fund and AIA Global Corporate Bond Fund also delivered positive returns (in USD).
• In terms of relative performance (in USD) for the month of August 2026, all equity managers outperformed the Elite equity benchmark. Specifically, AIA New Multinationals Fund, AIA Global Systematic Equity Fund, AIA World Quality Fund, and AIA Global Select Equity Fund outperformed. The fixed income managers also outperformed the Elite fixed income benchmark (in USD): both AIA Diversified Fixed Income Fund and AIA Global Corporate Bond Fund outperformed.

Outlook

We remain constructive on equities over the medium term, supported by solid earnings growth across the major developed markets. The recovery in technology stocks in August 2026 was encouraging, alongside strong earnings beats from technology companies during the second-quarter reporting season.

Developments in the technology sector will remain important to monitor, given its significant weight in global equity markets. In particular, close attention should be paid to leading AI model providers as they contribute a significant share of hyperscaler revenues. In turn, hyperscaler capital expenditure is an important driver of semiconductor companies' revenues.

One key risk is a further rise in bond yields, as inflation remains above target in the major developed markets, the US-Iran conflict has re-escalated and major central banks are poised to raise interest rates in September.

Given the wider range of potential macroeconomic and market outcomes, broad regional and sector diversification, active management and disciplined risk management remain important in navigating the evolving investment landscape.

Readership: This document is intended solely for the addressee(s). Its content may be legally privileged and/or confidential. This material is only valid if distributed in the Philippines.

Opinions: Any opinions expressed in this document may be subject to change without notice. We are not soliciting or recommending any action based on this material.

Risk Warning: Past performance is not indicative of future results. Our investment management services relate to a variety of investments, each of which can fluctuate in value. The value of portfolios we manage may fall as well as rise, and the investor may not get back the full amount originally invested. The investment risk vary between different types of instruments. For example, for portfolios denominated in foreign currencies, changes in the rate of exchange may cause the value of investments, and consequently the value of the portfolio, to increase or decrease. In the case of a higher portfolio volatility, the realized loss upon redemption may be high, as the investment's value may decline substantially. In making an investment decision, prospective investors must rely on their own examination of the merits and risks involved. Unless otherwise noted, all information contained herein is sourced from AIA Philippines Group internal data. The content included herein has been shared with various in-house departments within the member companies of AIA Philippines Group, in the ordinary course of completion. All AIA Philippines Group member companies comply with the confidentiality requirements of their respective jurisdictions. Parts of this presentation may be based on information received from sources we consider reliable.